

# CURRICULUM INPUTS FOR THE MONTH OF JANUARY – MARCH

P3 (2024-25)

## **English**

- Understands and frames questions using question words.
- Understands the use of prepositions (in, into, on, under, in front of, behind, next to, in between, below, above, over, against, across).
- Observes the given pictures and uses prepositions appropriately.
- Identifies and learns to use conjunctions to join sentences.
- Enjoys reading lessons from multiple readers and does follow-up comprehension-based exercises.
- Writing skill – Writes creative sentences on any given topic.
- Revisits all the topics done throughout the year.

## **Hindi**

- प्रश्नसूचक शब्दों (कौन, कहाँ, कब, क्या...) शब्दों से प्रश्न बनाना ।
- विस्मयादिबोधक शब्दों (छि !, बाप रे!, अरे!, शाबाश !...) से भाव प्रकट करना और भाषा में उनका प्रयोग करना ।
- विराम चिह्नों का वाक्यों में सही प्रयोग करना ।  
पूर्ण विराम (।), अल्प विराम (,), प्रश्न चिह्न (?), और विस्मियादिबोधक (!)

## **Maths**

### Money

- Recognizes and Identifies coins and banknotes.
- Performs addition and subtraction of amounts using column addition and subtraction methods.
- Solves word problems related to Money, Focusing on addition and subtraction.

### Data Handling

- Understands data handling
- Collects data and represents in terms of pictograph.
- Draws conclusion from the given data.

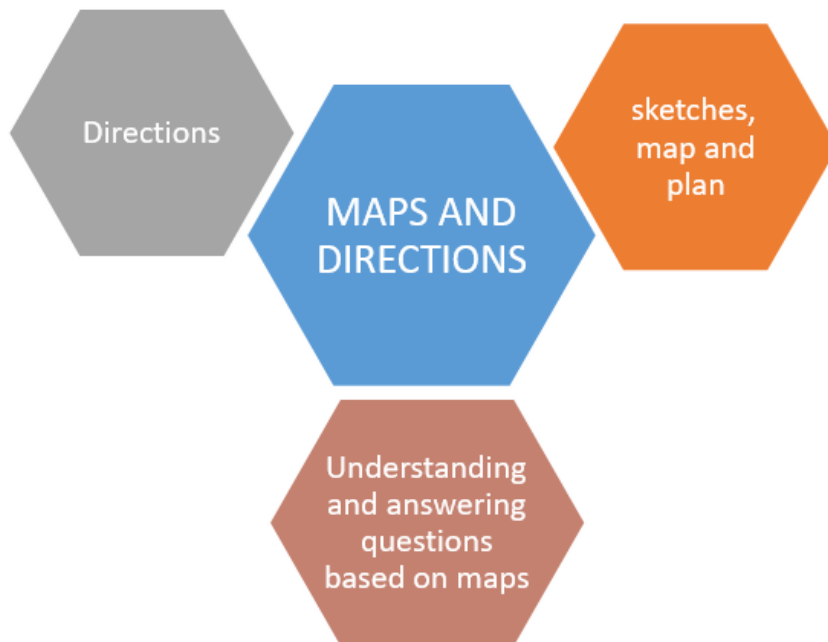
## Measurement

- Weighs objects using non-standard units like foot span and hand span.
- Appreciates the need for a standard unit (INTRODUCTION).
- Understands the Measurement of length – (cm, m, km), weight – (kg and g) and volume – (l and ml).
- Estimates the correct unit to be used for measurement.

## EVS

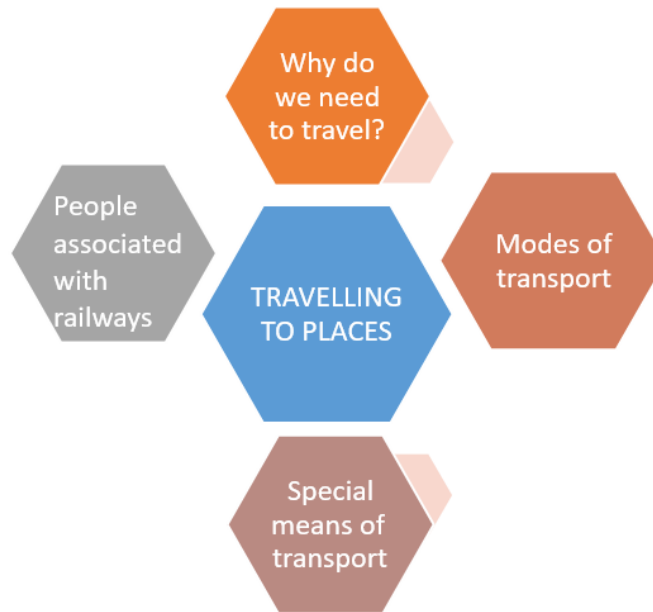
### ✚ Maps and directions

- Understands the importance of directions.
- Learns about four directions and uses them in the real world.
- Understands the meaning of terms like map, sketch, plan, compass, etc.
- Evaluates maps of a given environment, such as a school, neighbourhood etc.
- Draws maps of small areas like a part of school
- Identifies symbols that represent objects on maps.



### ✚ Travelling to places

- Discusses about the need to travel.
- Differentiates between land, air and water transport and discusses about their importance.
- Identifies and appreciates special means of transport
- Knows about the people associated with railways



### ✚ Means of communication

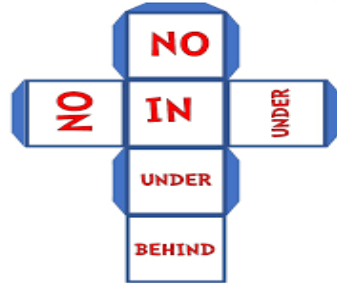
- Identifies and discusses about different means of communication.
- Understands the postal communication - journey of a letter.
- Lists the means of mass communication.
- Appreciates and discusses about communicating without speaking (non-verbal communication)



## ACTIVITIES

### Preposition Die Game

Create a die (cube-shaped) with different prepositions written on each side. Roll the die with your family members and then create a sentence using the preposition that comes up. You can add a fun twist by having them act out the sentence.



### "Show me the correct amount of money"

To play the "Denomination Game", students will bring fake currency to school. They can also create their own fake currency using A-4 size sheets. Students will then be paired up and the teacher will announce a specific amount. Each pair will work together to represent the amount announced by teacher using different combinations of fake notes and coins, showcasing their understanding of various denominations. The first pair to correctly represent the amount wins.



### मेरी प्रश्नसूचक पुस्तिका

एक छोटी-सी पुस्तिका बनाने में अपने बच्चे की मदद करें | उसके बाद प्रत्येक पृष्ठ पर एक प्रश्नसूचक शब्द लिखकर बच्चों से उस शब्द से सम्बंधित वार्तालाप करे | अंत में बच्चे से उस शब्द से सम्बंधित एक वाक्य बनाने के लिए कहें |

### Let's map it!

Children will be asked to design their own town or neighbourhood on a paper, including roads, houses, and landmarks. They can draw roads with markers and place vehicle stickers on their maps to show transportation routes. They can add a symbol or a key for the places. Questions on the map can be framed and asked from the child and vice versa.