

CLASS P2
CURRICULUM INPUTS JANUARY-MARCH 2025

LITERACY

- ❖ Learns the use of **articles** -'a', 'an' and 'the' in sentences.
- ❖ Understands the usage of **homophones** like there- their, here-hare-hair, etc.
- ❖ Identifies the **alphabetical order** and learns how to use the **dictionary**.
- ❖ Understands the usage of **prepositions** namely, 'in', 'on', 'under', 'near', 'behind', 'in front of', 'next to', 'between'.
- ❖ Writes few sentences on any given topic.
- ❖ Reads the comprehension passages and answer the given questions.
- ❖ Recapitulation of previously learnt concepts.

LITERACY

- ❖ विपरीतार्थक शब्द
- ❖ समानार्थक शब्द
- ❖ रचनात्मक लेखन
- ❖ अपठित गद्यांश पढ़कर सम्बंधित प्रश्नों के उत्तर लिखना।
- ❖ रोचक कहानियाँ और कविताएँ पढ़ना व सुनाना।
- ❖ किए गए विषयों की पुनरावृत्ति।

NUMERACY

- ❖ Numbers up to 999 with all the concepts.
- ❖ Money
- Identifies currency notes and coins.
- Adds and subtracts small amounts in notes and coins.

-Successfully replaces Rs.10 notes with coins, Rs. 100 notes with Rs. 10 notes and so on.

❖ Time

-Gets familiar with the hands of a clock.

-Reads and draws time in hour and half past.

❖ Data handling

-Collects and represents data.

-Draws inferences from the data at the appropriate level.

- Mental arithmetic- adds and subtracts numbers mentally, adds and subtracts multiples of tens mentally.

❖ Recapitulation of the concepts done.

WORLD AROUND US

(January)

❖ Direction and Mapping-

- Identifies the four directions.

- Draws the map of different areas.

- Reads simple maps and answers simple questions.

❖ Transport

- Discusses about the early man and the invention of wheel.

- Classifies the different means of transport.

(February)

❖ Transport (continued) -

- Identifies and talks of special vehicles like fire engine and ambulance.

- Discusses the various safety rules- in class, in school, at home, while playing and on the road.

❖ Communication -

- Identifies different means of communication.

(March)

- ❖ Revision of all concepts.

Fun Activities

1. Homophones tree

Cut out a tree and paste the homophones leaves/fruits on the tree.


For example:

- hear-here
- wood-would
- knew-new



2. Articles sticky notes

- Take two sticky notes booklet and write 'A' on one of them and 'An' on the other one.
- Now turn the sticky note and write the naming words for both a and an.



3. शब्दों का जादू

➤ पाँच कटोरियाँ या डिब्बे लें और उन्हें अलग-अलग नाम दें:

- संज्ञा
- सर्वनाम
- क्रिया
- संयुक्त अक्षर
- संयुक्त व्यंजन

➤ हर कटोरी में संबंधित शब्दों की पर्चियाँ डालें।

• उदाहरण:

- संज्ञा: गंगा, किताब
- सर्वनाम: वह, मैं, हम
- क्रिया: दौड़ा, पढ़ा, खेला
- संयुक्त अक्षर: बच्चा, सिक्का
- संयुक्त व्यंजन: कक्षा, मित्र

- हर खिलाड़ी बारी-बारी से हर कटोरी से एक पर्ची उठाएगा।
 - सभी पर्चियों के शब्दों को मिलाकर खिलाड़ी एक वाक्य बनाएगा।
- उदाहरण: मेरी कक्षा में 40 बच्चे पढ़ते हैं।
 - सही वाक्य बनाने वाले खिलाड़ियों को अंक दिए जाएँगे।

4. Make a shopping list

Material required -Paper, pencil

Procedure- Children will make a shopping (vegetable\fruit\ few grocery items) list with their parents. The child go to the market to buy the decided items. Together, they will calculate the total bill. This can be done on a weekly basis to make our children understand the importance and usage of money.



5. Time Sorting game

Material required -Pictures of different daily activities(waking up, eating lunch, playing outside etc)

(Pictures can be taken from old newspapers, books, magazines)

Procedure- Children will be provided with the pictures and they will be asked to sort the pictures into correct part of the day (morning,afternoon, evening, night)




6. Transportation - Sort activity

Material required:

- Sheet of a paper
- Colours
- Scale
- Cello tape

Procedure:

Flash cards of different transports will be made separately, to be sort on land, water and air space.



6. Direction - Making listen and draw activity sheets

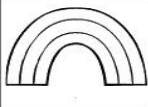




Material required:

- Sheets
- Pencil
- Sketch pen

Procedure:

- Listen and draw activity sheets can be made separately or in groups.

- Later on, can be played turn-wise or in groups too.

			
	FOLLOWING DIRECTIONS <ul style="list-style-type: none"><input type="checkbox"/> Color the rainbow blue, yellow and purple.<input type="checkbox"/> Draw 5 raindrops under the umbrella.<input type="checkbox"/> Color the sprouts green.<input type="checkbox"/> Underline the broom.<input type="checkbox"/> Color the bird blue and the egg yellow.<input type="checkbox"/> Put a box around the jacket.<input type="checkbox"/> Color the tulip pink and the leaves green.<input type="checkbox"/> Circle the pinwheel and color it blue.<input type="checkbox"/> Draw a cloud on the watering can<input type="checkbox"/> Color 1 boot purple and 1 boot green.<input type="checkbox"/> Underline the rainbow.	