

P4 CURRICULUM INPUTS FOR THE MONTH OF NOVEMBER – DECEMBER 2024-25

ENGLISH

1. Tenses - To be continued- Continuous (past, present and future)
2. Understands the use of continuous tenses (past, present and future)
3. Understands the difference between:
 - Simple Present and Present Continuous
 - Simple Past and Past Continuous
 - Simple Future and Future Continuous
4. Reads and comprehends the text from the given multiple reader.
5. Writes a well-structured paragraph, effectively and creatively on a given topic.
6. Defines synonym and antonym.
 - Generates synonym and antonym for target words.
 - Demonstrates their understanding of synonyms and antonyms in active learning.
7. Adjectives
 - Revisits Adjectives (describing words)
 - Learns types of adjectives.

हिन्दी

- मुहावरों के विशेष अर्थ जानना, उन्हें रोचक ढंग से वाक्यों और कहानियों में प्रयोग करना सीखना ।
- श्रुतिसम भिन्नार्थक शब्दों से परिचित होना व उनका मौखिक और लिखित अभ्यास करना।
- ग्रहित जानकारी व प्रारूप के आधार पर अपनी बात को विषयानुरूप भाषा के प्रयोग के साथ अनौपचारिक पत्र लिख पाना ।
- विभिन्न कहानियों का सस्वर पठन कर स्पष्ट उच्चारण और हाव-भाव सहित पठनाभ्यास करना।
- अपठित गद्यांश पत्रिका द्वारा तथ्यात्मक प्रश्नों के उत्तर प्रश्न अनुरूप पूर्ण वाक्य में लिखना सीखना।
- पाठ्य-पुस्तक से विभिन्न पाठों को पढ़कर नवीन शब्दों के अर्थ समझकर उनका वाक्यों में प्रयोग करना और पाठ से संबंधित अभ्यास, व्याकरणिक अभ्यास, प्रश्नोत्तर व अन्य क्रियाकलाप करना ।
- कविता को पूर्ण हाव- भाव, शुद्ध-उच्चारण, विराम चिन्हों का ध्यान रखते हुए और आत्मविश्वास के साथ सस्वर वाचन करवाना व कंठस्थ करना।

MATH

THEME – MEASUREMENT

- Estimates the lengths and distance using non-standard units of length.
- Estimates the weight or capacity of given object.
- Understands relation between Kilometre, metre and centimetre, Kilograms and grams, litre and millilitre.
- Converts the higher units to lower units.
- Performs addition and subtraction of units of measurements using conversion.
- Solves word problems related to measurement.

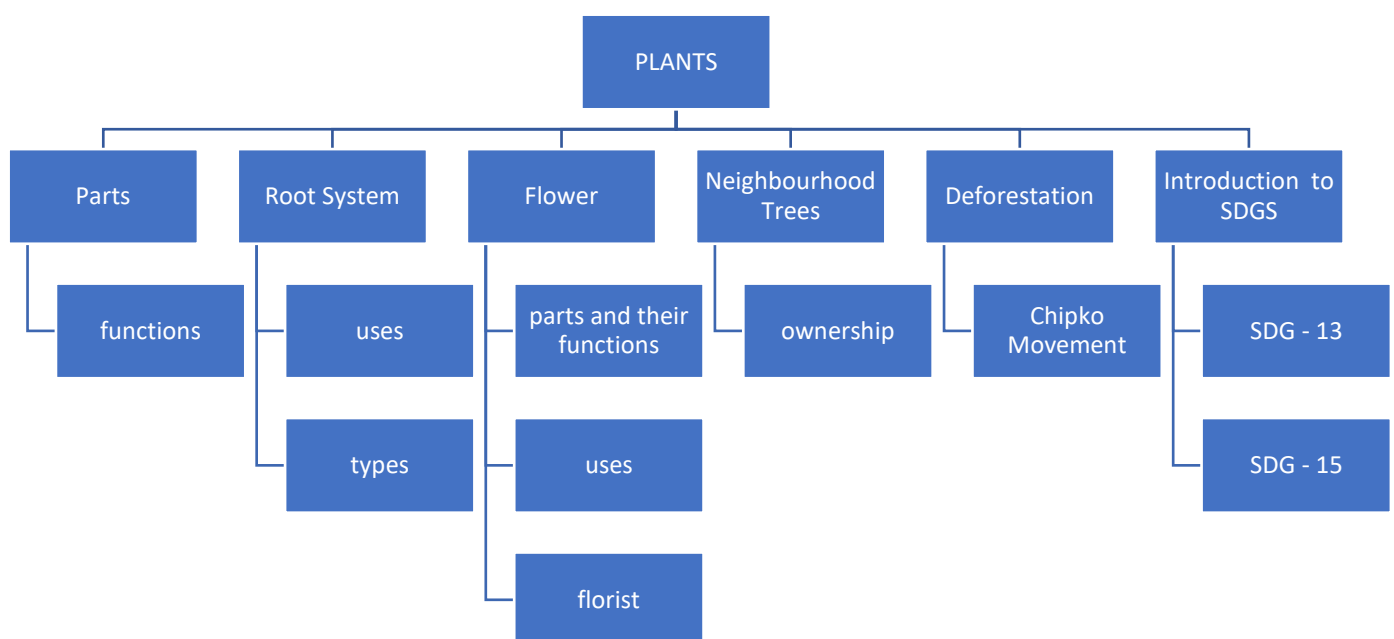
THEME – PERIMETER AND AREA

- Understands the concept of perimeter.
- Calculates perimeter of regular and irregular figures.
- Calculates the area by counting number of squares.
- Concept of Area of regular and irregular figure (without formula, by counting number of squares).

EVS

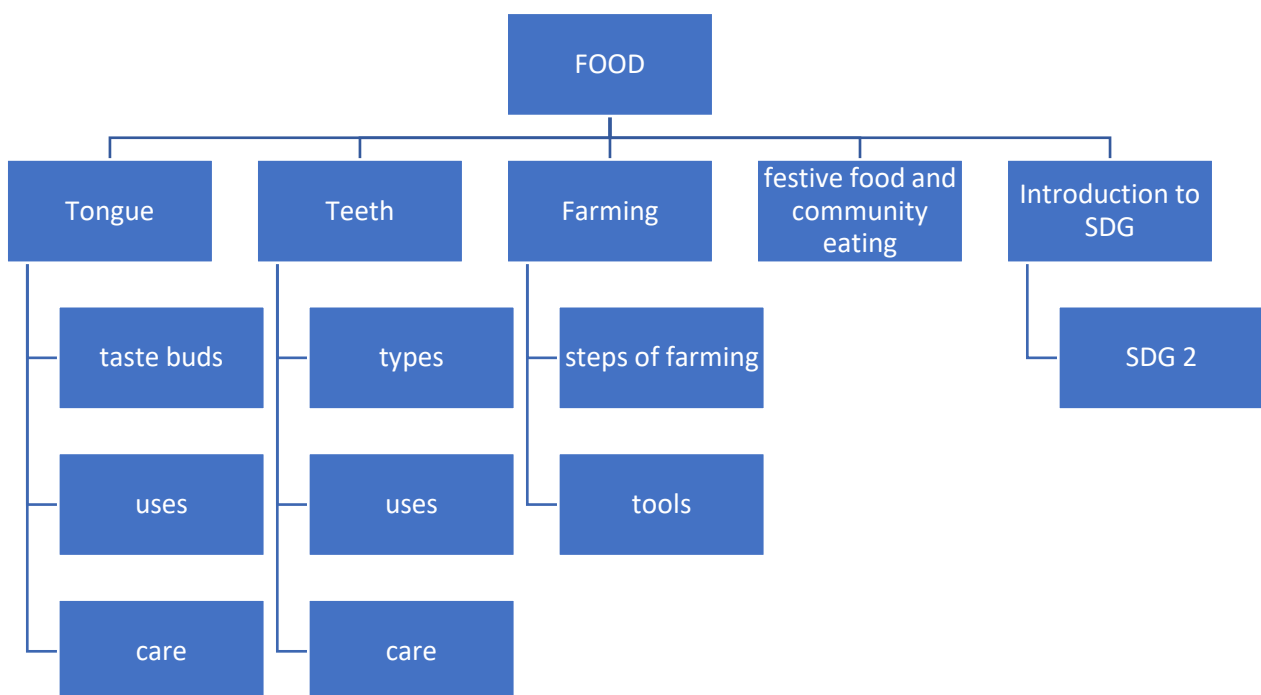
THEME – FAMILY AND FRIENDS

SUBTHEME – PLANTS



- Identifies and labels the parts of the plant.
- Explains the functions of the parts.
- Defines and understands the importance of photosynthesis.
- Understands and describes the importance of the root system.
- Identifies the root systems.
- Enlists flowering and non-flowering plants.
- Identifies and labels different parts of the flower.
- Explains the function of each part of the flower.
- Explains the importance and uses of flowers.
- Identifies and enlists the neighbourhood plants and trees, and tells about their ownership.
- Understands deforestation and enlists its causes and effects.
- Interview a florist.

THEME – FOOD



- Identifies, enlists and describes the steps of farming. (How food reaches our plate from the farm.)
- Identify and name the tools used for farming.
- Understands and describes the uses of tongue and teeth.
- Identifies and labels the taste buds.
- Identifies and labels different types of their teeth and can enlist their functions.
- Understands and experiences the concept of festive food and community eating.

ACTIVITIES

ENGLISH:-

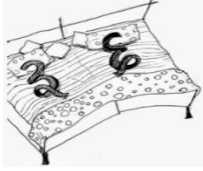
Activity- **Who Am I?**

In this activity, children will brainstorm words that describe themselves like kind, creative, funny, inquisitive, etc. Then, they will take an A4-sized sheet of paper, cut out a circle large enough to fit their face, and peek through the hole. Around the cut-out, they will write the adjectives that describe who they are.

हिन्दी:-

मुहावरों की गतिविधि हेतु मुख्य बिंदु-

१. विभिन्न चित्रों और संकेतों के माध्यम से मुहावरों को पहचानने का प्रयास कीजिए।




२. सर्वप्रथम मुहावरों की सूची में से प्रत्येक मुहावरे का अर्थ समझकर अपने मित्र और परिवार के सदस्यों को अभिनय करके दर्शाने का प्रयास कीजिए।

इसी प्रकार खेल - खेल में मुहावरों की मूकबंध गतिविधि (Dumb charades) के साथ मुहावरों का आनंद लीजिए।

MATH PORTFOLIO ACTIVITY:-

The students will take their geometry box, tiffin box or identity card (Any object of rectangular shape) and measure its length and breadth with the help of the ruler. They will then arrange 2 such rectangles to form a larger figure. The values of the length and breadth can be rounded off to the nearest whole number. The area and perimeter of the resultant rectangle formed will be compared with the area of the individual rectangles.





EVS:-

- PREPARE A QUESTIONNAIRE AND INTERVIEW A FLORIST NEAR YOUR HOUSE.
- FIND OUT ABOUT THE DIFFERENT FESTIVE FOOD ITEMS MADE IN THE DIFFERENT STATES OF OUR COUNTRY.