

P2 CURRICULUM INPUTS JULY-AUGUST (2024-25)



LITERACY

ENGLISH (JULY-AUGUST)

Play Learn and Grow

- Understands and remembers the rules of one many such as adding ‘-s’, adding ‘-es’ adding ‘-ies’.
- Punctuates using capital letter, full stop, comma and question mark in the given sentences.
- Sequences the given events and story in order of their occurrence. (oral)
 - Listens to stories and recites short poems and songs with understanding.
- Reads the comprehension passages and answers the given questions (10-12 sentences)
- Picture composition

हिन्दी (जुलाई-अगस्त)

- सप्ताह के दिनों के नाम
- बिंदु व चन्द्रबिन्दु शब्द
- चिह्न (| , ?)
- एक और अनेक: लड़की-लड़कियाँ
- चित्र वर्णन
- घटनाओं को सही क्रम में लगाना (मौखिक)
- अपठित गद्यांश पढ़कर सम्बंधित प्रश्नों के उत्तर लिखना।
- रोचक कहानियाँ और कविताएँ पढ़ना व सुनाना।

NUMERACY

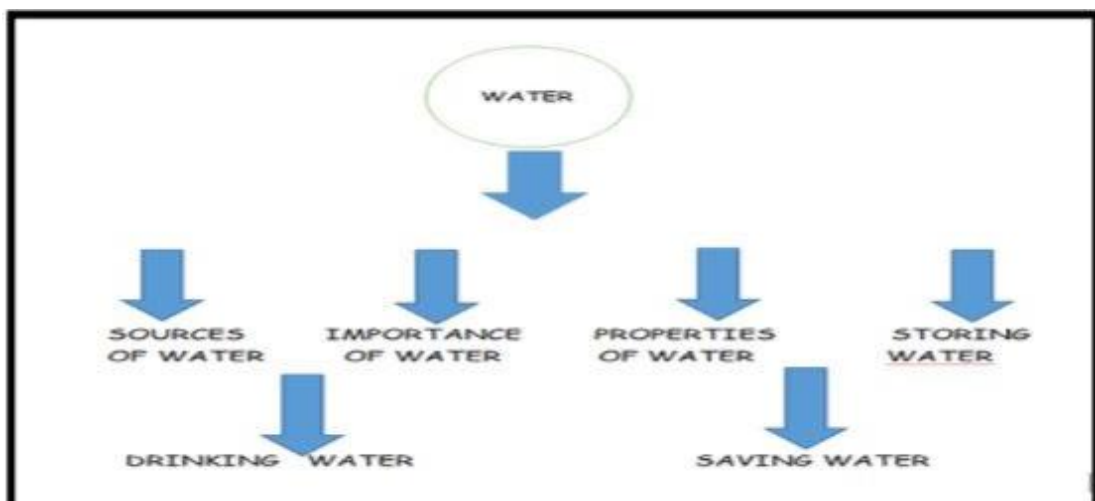
MATHEMATICS

- Shapes and spatial understanding:
 - Observes objects in the environment and gets a qualitative feel of their geometrical attributes.
 - Traces outline of 2-D objects
 - Identifies 2-D shapes
 - Makes straight lines by folding, draws free hand, curved lines and straight lines.
- Patterns in sequence of shapes and numbers
 - Ordinal numbers
 - Numbers up to 499 with all concepts.
 - Solves problem on simple addition and subtraction.
 - Uses the concept of place value in comparison of numbers.
 - Even and odd numbers. Recognizes numbers as even and odd and can classify them accordingly.
 - Addition with carry over
 - Applies the concept of place value to solve the sums on addition with carry over.
 - Seeks answers for sums on addition with carry over under the given format of H T O.
 - Does mental math activities.

WORLD AROUND US

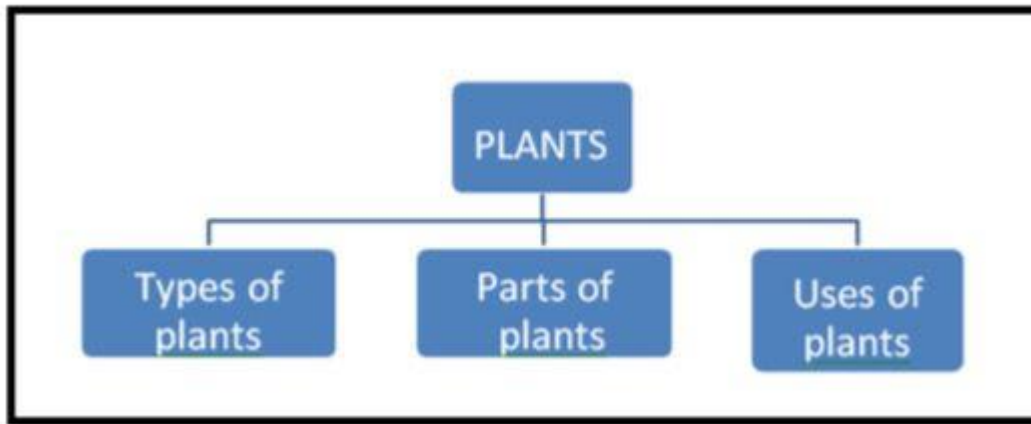
THEME : WATER

- Discusses the importance /uses of water.
- Finds about the properties of water by experimenting
- Talks about the sources of water and storing water.
- Understands the various ways of saving water.
- Learns about the ways to keep water clean.



THEME : PLANT LIFE

- Recognizes the various parts of the plant and their functions.
- Big and small plants
- Observes and understands the process of seed germination.
- Talks about uses of plants and various plant products.
- Discusses about fruits with one or many seeds.
- Learns about the edible parts of the plant



ACTIVITIES TO BE DONE AT HOME

Photo picture book (Concept of One-Many)



- Take approximately 10-15 plain sheets (Preferably use thick pastel sheets).
- Staple or paste the pages together in the form of a booklet.
- Give a title to the book.
- Cut pictures of people, places, animals or things (naming words) which are one or more in number, from newspapers and magazines.
- Paste the pictures and write whether it is one or many in number.
- Talk about the picture first.
- Now, let the child write one or two sentences on each picture.
- Encourage your child to read it.

TOPIC: EDIBLE PARTS OF A PLANT

ACTIVITY: I CAN EAT A WHOLE PLANT

We eat different parts of a plant. Discuss with your parents and collect different edible parts of a plant like seeds, leaf, stem, flower, and root.

After collecting the edible parts of the plants, name the plant and paste as shown in the picture below.

For example:

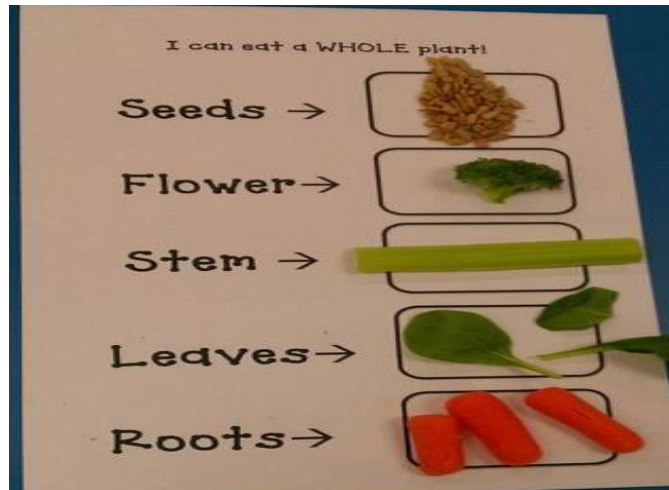
Root: carrot

Flower: cauliflower

Leaf: cabbage

Stem: potato

Seed: rajma



FUN WITH SHAPES

Material required:

- Sheet of a paper
- Colours
- Scale

Method:

To make fun and creative art with shapes and then analyse how many shapes you have used for the final work.



SHAPE ART



Math + Art



Name of the Activity- मात्रा चक्र

Material required- A-4 size sheet, stick on sheets, sketch pens, cardboard.

Procedure- बच्चे माता-पिता की मदद से इस चक्र को बना सकते हैं। बिंदु और चन्द्रबिन्दु के साथ-साथ पहले सीखी गई मात्राओं की पुनरावृत्ति भी कर सकते हैं। सबसे पहले हम गत्ते पर सफ़ेद कागज़ चिपकाएँगे । फिर उस कागज़ पर छोटी -छोटी मात्राओं की खिड़की बनाई जाएँगी। एक घड़ी की सुई जैसी पट्टी बनेगी जिसकी मदद से अलग-अलग व्यंजनों पर मात्रा लगाई जा सकती हैं ।

